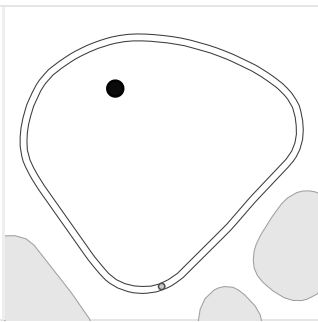
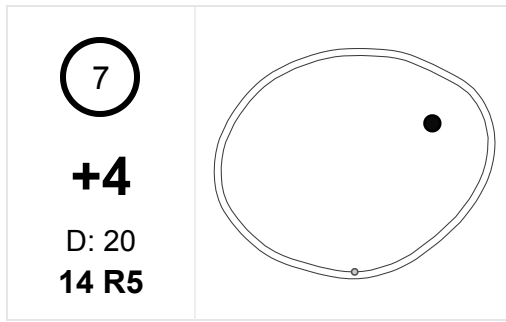


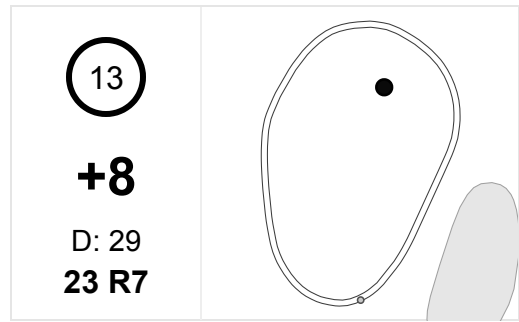
1  
**+7**  
D: 24  
19 L7

A diagram of a golf hole with a circular green and a hole in the center. The hole is located in the lower-left quadrant of the green.

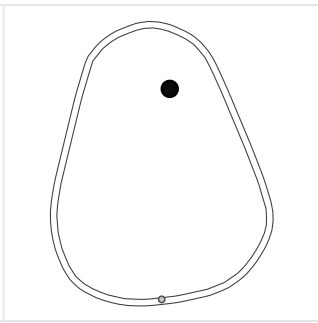
7  
**+4**  
D: 20  
14 R5

A diagram of a golf hole with a circular green and a hole in the center. The hole is located in the upper-right quadrant of the green.

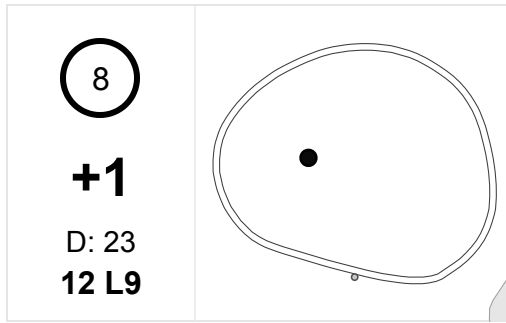
13  
**+8**  
D: 29  
23 R7

A diagram of a golf hole with an elongated green and a hole in the center. The hole is located in the upper-right quadrant of the green.

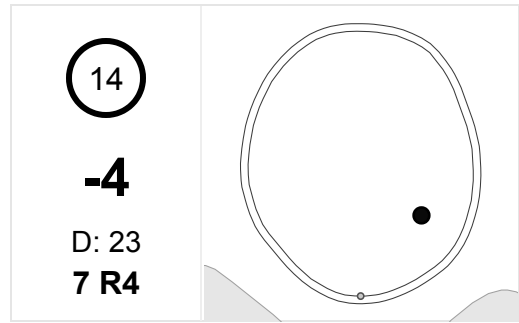
2  
**+7**  
D: 27  
21 R5

A diagram of a golf hole with an elongated green and a hole in the center. The hole is located in the upper-right quadrant of the green.

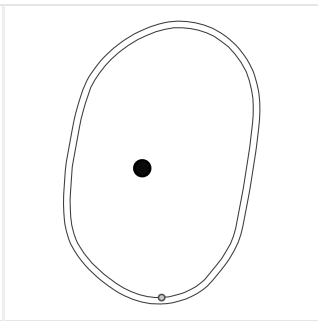
8  
**+1**  
D: 23  
12 L9

A diagram of a golf hole with an oval green and a hole in the center. The hole is located in the left side of the green.

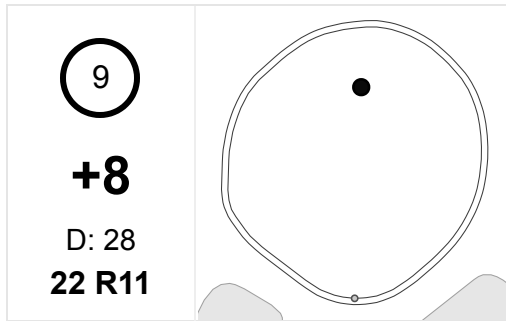
14  
**-4**  
D: 23  
7 R4

A diagram of a golf hole with an oval green and a hole in the center. The hole is located in the lower-right quadrant of the green.

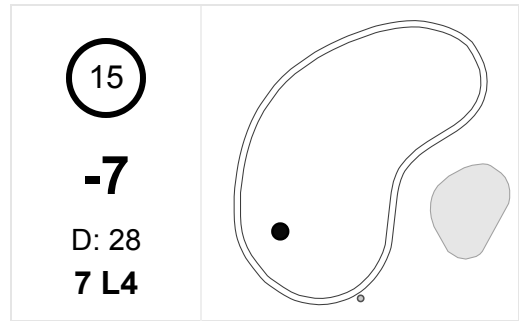
3  
**-1**  
D: 27  
13 L7

A diagram of a golf hole with an elongated green and a hole in the center. The hole is located in the left side of the green.

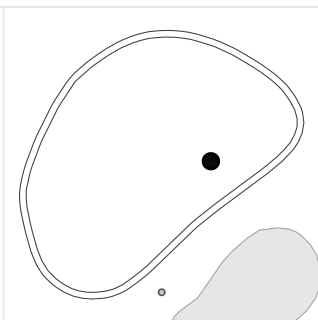
9  
**+8**  
D: 28  
22 R11

A diagram of a golf hole with an oval green and a hole in the center. The hole is located in the upper-right quadrant of the green.

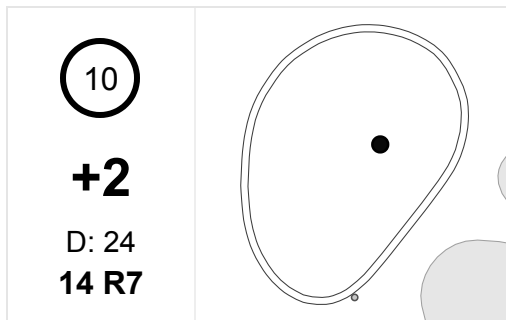
15  
**-7**  
D: 28  
7 L4

A diagram of a golf hole with an irregular green and a hole in the center. The hole is located in the lower-left quadrant of the green.

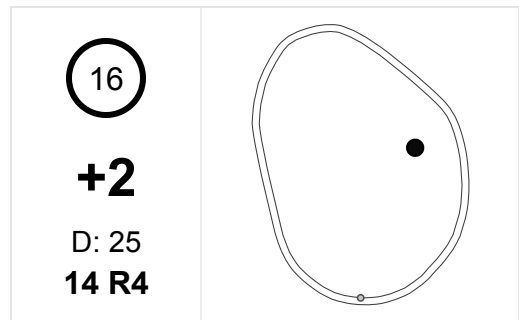
4  
**+0**  
D: 25  
13 R6

A diagram of a golf hole with an irregular green and a hole in the center. The hole is located in the right side of the green.

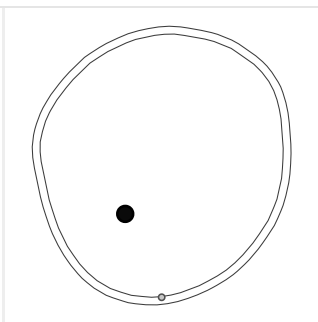
10  
**+2**  
D: 24  
14 R7

A diagram of a golf hole with an oval green and a hole in the center. The hole is located in the right side of the green.

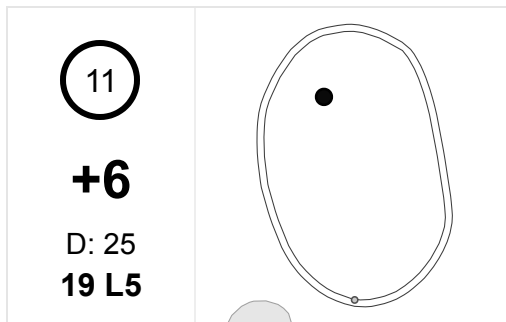
16  
**+2**  
D: 25  
14 R4

A diagram of a golf hole with an irregular green and a hole in the center. The hole is located in the right side of the green.

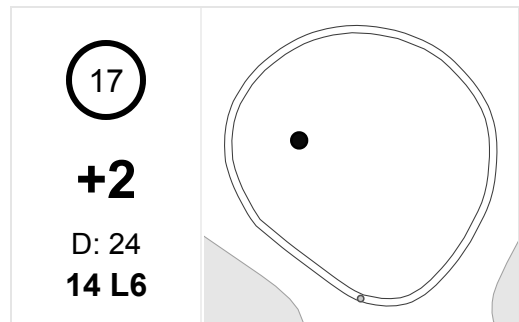
5  
**-4**  
D: 22  
7 L6

A diagram of a golf hole with an oval green and a hole in the center. The hole is located in the lower-left quadrant of the green.

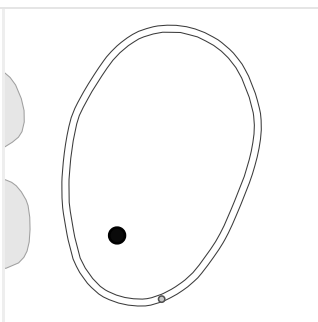
11  
**+6**  
D: 25  
19 L5

A diagram of a golf hole with an oval green and a hole in the center. The hole is located in the upper-left quadrant of the green.

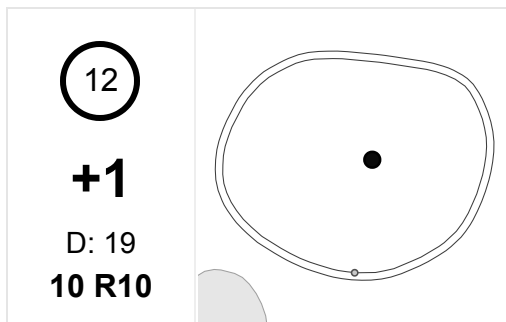
17  
**+2**  
D: 24  
14 L6

A diagram of a golf hole with an oval green and a hole in the center. The hole is located in the left side of the green.

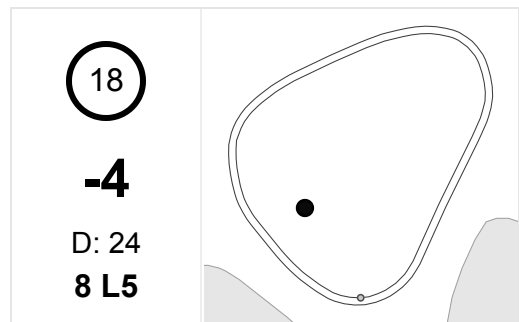
6  
**-7**  
D: 25  
6 L4

A diagram of a golf hole with an oval green and a hole in the center. The hole is located in the lower-left quadrant of the green.

12  
**+1**  
D: 19  
10 R10

A diagram of a golf hole with an oval green and a hole in the center. The hole is located in the center of the green.

18  
**-4**  
D: 24  
8 L5

A diagram of a golf hole with an irregular green and a hole in the center. The hole is located in the lower-left quadrant of the green.